

# 7714DA Series Premium Range Surface Mounted Door Closer



Rack and pinion adjustable power door closer suitable for architectural and commercial applications.

## Specifications

<b>Power</b>	EN adjustable 1 to 4
<b>Back check (BC)</b>	Adjustable
<b>Hold Open</b>	Adjustable. Hold-open can be set at any angle up to 150° of opening.
<b>Handing</b>	Non-handed Suitable for left or right hand doors
<b>Cover</b>	Fully formed metal
<b>Materials</b>	Extruded aluminium body manufactured from high-performance silicon alloy
<b>Mechanism</b>	Rack and pinion design
<b>Mounting</b>	Regular, parallel and over-door mounting
<b>Valves</b>	Adjustable closing and latching speed valves with overload protection
<b>Delayed Action</b>	Adjustable

## Ordering Information

Model	Part Numbers	Finishes
<b>Standard Arm</b>	7714DASSS	Satin Stainless Steel
	7714DASIL	Silver
	7714DABLK	Black
<b>Hold-Open</b>	7714HDASSS	Satin Stainless Steel
	7714HDASIL	Silver

Other finishes available on request.

## Standards and Compliance



The Lockwood 7714DA series closer has been successfully tested up to four hours (depending on type of doorset) on fire door assemblies in accordance with Australian Standard AS1905.1:2005, Part: Fire Resistant Door sets.

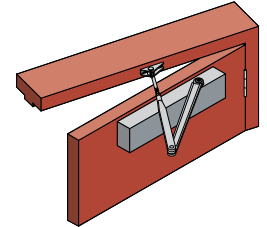
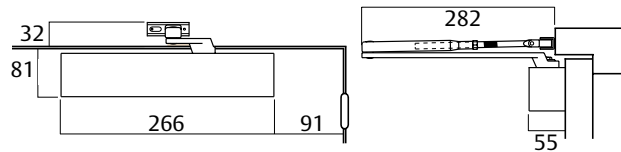
Note: Hold open option is not approved on any fire door.

# 7714DA Series Door Closer

## 7714DA Standard Arm

Part Numbers	Description
7714DA	Non hold-open
7714HDA	Hold-open

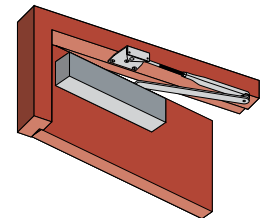
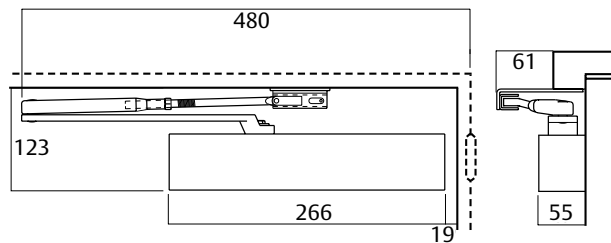
Closer installed on pull side of door. This mounting position permits opening of 180°.



## 7714DA Parallel Arm

Part Numbers	Description
7714DA	Non hold-open
7714HDA	Hold-open

Closer installed on push side of door. This mounting position permits opening of 180°.



## 7714DA Over Door Mounting

Part Numbers	Description
7714DA	Non hold-open
7714HDA	Hold-open

Closer installed on push side of door and top rail where conditions do not allow parallel mounting. This mounting position permits opening of 180°.

