

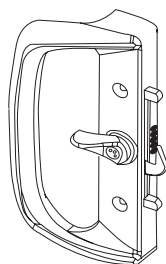
Mawson The Sliding Door Lockset

Application: For use with aluminium, uPVC and timber sliding doors.

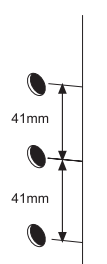
Special Features: Key operated cylinder locks and unlocks from outside. Snib locks and unlocks from inside.

Fitting Instructions: Suitable for either new or replacement installation. Ideal for use as a replacement for Interlock Sentry.

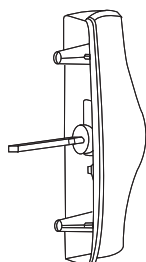
- 1** The Mawson will suit as a replacement for most popular types of face fixed sliding door handles.



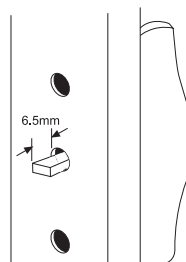
- 2** The Mawson will fit into most existing hole positions on aluminium sliding doors. If needed, drill 8mm holes as shown.



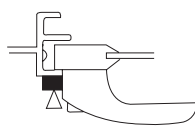
- 3** Place cylinder lock in outerpull with number on tailpiece facing upwards. Place outerpull on door.



- 4** Mark and cut cylinder lock tailpiece 6.5mm past door (allow extra 5mm if packer is required).

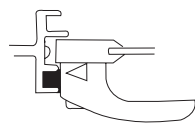


- 5**
a) Front Fix:
Fix striker body to jamb section with 11mm screws and assemble cover using 8mm screws.



Front Fix


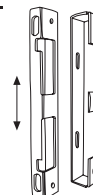
- b) Face Fix:**
Assemble cover to body with 8mm screws. Fix to jamb section with 11mm screws.



Face Fix

- 6** Adjust striker if required.

Vertical adjustment:
Loosen screws in striker body and adjust up or down.



Horizontal adjustment: Loosen screw in centre of lock body and move parrot beak in or out and check lock functions correctly.

ASSA ABLOY

ASSA ABLOY New Zealand Limited
6 Armstrong Road, North Harbour Industrial Estate,
Albany, Auckland, New Zealand.
Phone: +64 9 415 7111
Fax: +64 9 415 7222
www.assaabloyasiapacific.com

Part #: 077196
1-09/05NZ